





# 4600 Accel/Decel System




Item ID	Item Description	Qty Needed
4611	Accel Torque Link	1.00
4620	Rear Axle Link	1.00
4621	Deceleration Link	1.00




## 4620 Rear Axle Link

Item ID	Item Description	Qty Needed
3004	Delrin Ball Socket	1.00
3006	Retainer Attaching Bolts	2.00
3040	Ball Stud Assembly	1.00
4606	Rear Axle Link Weldment, Bare	1.00
4607	Snap Ring	1.00
4608	Mono-Ball	1.00
4609	75-16 LH Jam Nut	1.00
4613	Retainer Plate	1.00



**4611 Accel Torque Link**

Item ID	Item Description	Qty Needed	Item ID	Item Description	Qty Needed
4502	Plate, Spring Center	1.00	4531	Grease Fitting	2.00
4506	Shaft 10.5" L	1.00	4532	Spacer	1.00
4511	Washer	3.00	4534	.75 SAE Flatwasher	2.00
4513	.75-16 R.H. Jam Nut	1.00	4535	Housing Assembly	2.00
4518	Stand Off Tube	3.00	4541	.50 Lockwasher	1.00
4519	5/16-18 x 3/4" HCS, Gr 8	6.00	4542	5/16 Split Lockwasher	6.00
4520	.50-20 x 1" HCS, Gr 5	1.00	4560	Rear Rod End Attaching Plate	1.00
4524	.75-16 Nylock Jam Nut	1.00	4563R	Poly Bushing , Red, 87A	2.00
4526	.25-20 x 7/8" SHCS	3.00	4565	Travel Indicator O-ring	2.00
4527	.25-20 Top-lock Hex Nut	3.00	4567	Travel Ind.Tab	1.00



**4621  
Deceleration Link**

Item ID	Item Description	Qty Needed
4506	Shaft 10.5" L	1.00
4511	Washer	2.00
4513	.75-16 R.H. Jam Nut	1.00
4514	Rod End, .75-16 RH, Female	1.00
4616	Decel Tube	1.00
4524	.75-16 Nylock Jam Nut	1.00
4563B	Poly Bushing /Blue 80A	1.00